


3-Phase True Online Double Conversion UPS




APUS III series 20-80K/KS




20KS/30KS/40KS



60KS/80KS



20/30/40K STD (with internal bat)



60/80K STD (with internal bat)

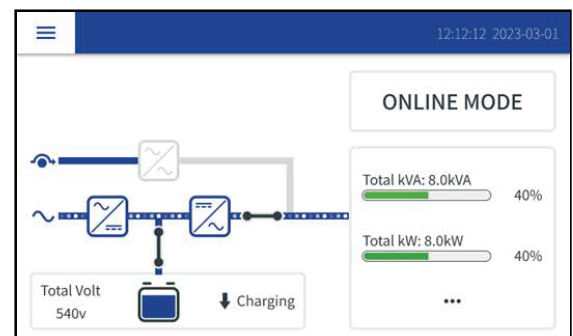
Key Features

- Three-step IGBT PWM control technology, online mode efficiency up to 96%, ECO mode efficiency up to 99%.
- Output power factor 1, provides more active power.
- Higher density reduces up to 50% of the footprint.
- Powerful charger declines the charging time dramatically.
- Predictable component lifetime enhances system reliability.
- Optimized battery management (OBM) technology, extended batteries life by 50%.
- Battery 32-44 adjustment provides a more flexible battery configuration (20-80KS).
- A 5-inch color touch LCD with 10 languages provides a user-friendly interface for operation.
- Robust design with default dust-proof filter & PCBA coating.
- Standard 3-4 mins backup time @100% load (20-80K STD).
- Easy slide & maintenance battery module (20-80K STD).
- Up to 4 EBMs connections for extend backup time.
- Pre-install battery and without pre-install battery options for flexible configuration and stock management.
- Standard dustproof filter, commit with dustproof UL 900.
- All PCBA conformal coating reduces the risk of internal short.
- Equipped with input, output, bypass, and maintenance switch, providing a more flexible deployment.
- Dual input & Single input adaptive, meet diverse utility power conditions.
- Significantly reduce footprint compared to the previous generation.
- Compatible with lithium battery, maximum 80A powerful charging ability, release lithium battery ultimate performance, and easily achieves up to 500+cycle life of the battery.
- Regular UPS could provide a maximum 0.2C charging ability, 5h fully charge the lithium battery.
- APUS III could provide a maximum 80A charging current, 1h fully charge the lithium battery, Release lithium battery ultimate performance.
- APUS III provide end of lifetime warning to remind the customer to the UPS.
- Proactive warnings reduce the risk of UPS failure, enhance reliability, and increase service sales and revenue.

- Improve reliability in a heavy dusty environment.
- APUS III OPT ensures UPS continued output without parallel cable, allows one-by-one maintenance without extra maintenance bypass switch.
- No Master-slave in the parallel redundancy system, eliminates single point of failure, enhances reliability.
- APUS III provides separate battery solution and common battery solution.
- Saving 50% cost more by common battery solution.

Convenient operation and maintenance management

Full-color 5" touch screen with a cool LED status indicator, which is convenient for users to check the running status of the equipment and operation and maintenance operations.



The Sun Power Co.,Ltd.

31 Soi Prachautit 59, Yeak 5, Tel. 02-872-9501/4 Fax.02-872-9505
Bangmod,Thungkru, WWW.THESUNPOWER.CO.TH
Bangkok 10140 THAILAND. Email. SaleContact@thesunpower.co.th

Model	APUS III	20K/KS	30K/KS	40K/KS	60K/KS	80K/KS
Capacity	Power rating kVA	20	30	40	60	80
	Power rating kW	20	30	40	60	80
Input	Topology	PWM, IGBT based				
	Rated voltage	380/400/415Vac, Three Phase + N				
	Voltage range	-50% ~ +20%, depends on load percentage				
	Input power factor	0.99				
	THD(i)	<3%				
	Rated Frequency	50/60Hz auto sensing				
	Frequency range	40-72Hz				
Output	Output Transformer	Default				
	Power factor	1				
	Efficiency	Up to 96% in online mode, >99% in ECO mode				
	Output voltage	380/400/415Vac (+/-1%), Three Phase + N				
	Output frequency	50/60Hz				
	Overload Capacity	20KS-80KS model: 102~110% load 60 min, 111~125% load 10min, 126~150% load 1min, >150% load 150msec 20-80K battery kit model and STD internal battery model: depends on battery configuration.				
	THDV	<2% for Linear load, <5% for Non-Linear load				
	Unbalanced load	100%				
Bypass	Crest factor	3:1				
	Internal static switch	Standard				
	Bypass voltage	400Vac (+/- 15%)				
Battery	Maintenance bypass switch	Standard				
	Battery type	20KS-80KS model: VRLA/NiCd/Lithium. 20-80K battery kit model and STD internal battery model: VRLA.				
	Backup time	20KS-80KS model: Varies from battery capacity and load situation. 20-80K battery kit model: Depends on battery configuration. 20-80K STD internal battery model: 3.5mins @ 100% load.				
	Battery PCS	20KS-80KS model: depends on battery configuration. 20-80K battery kit model: 20-40K: up to 2*40 7Ah/9Ah max; 60-80K: up to 4*40 7Ah/9Ah max 20-80K STD internal battery model: 20K: 1*40*9Ah; 30K: 2*32*9Ah; 40K: 2*40*9Ah; 60K: 3*40*9Ah; 80K: 4*40*9Ah				
	Charger current	20A/30A/40A/60A/80A max.				
	Battery Voltage	20KS-80KS model and 20-80K battery kit model: 432VDC default, 320V-607V 20-80K STD internal battery model: depends on internal battery.				
Communication	Recharge time	8 hours to 90%				
	Interface	2x Mini-Slot, 1x Emergency Power Off input (NC or NO), 3x Building Alarm inputs, 1x RS232				
Environment	Com cards (optional)	NMC & CMC cards, Relay card, EMP				
	Running temperature	UPS: 0-40°C; Battery: 25°C				
	Storage	-25 ~ 55°C without battery; +15 ~ 25°C with battery				
	Humidity	5% ~ 95%				
	Elevation	No derating < 2000m				
Dimension	Noise level	<=65dBA at 1m @ 75% Load (ISO7779)				
	W*D*H (mm)	20KS-80KS model: 20-40KS 330*699*521mm; 60-80KS 331*773*972mm 20-80K battery kit model and STD internal battery model: 20-40K 500*859*887mm; 60-80K 500*859*1870mm (TBD)				
Regulation	Safety	IEC/EN 62040-1				
	EMC	IEC/EN 62040-2				
	Performance	IEC/EN 62040-3				
	Quality	ISO9001, ISO14001				
	Certification	CE				

Initial Spec. Due to continuous product improvement, specifications are subject to change without notice.



The Sun Power Co., Ltd.

31 Soi Prachautit 59, Yeak 5, Tel. 02-872-9501/4 Fax. 02-872-9505

Bangmod, Thungkru, WWW.THESUNPOWER.CO.TH

Bangkok 10140 THAILAND. Email. SaleContact@thesunpower.co.th